

G/T and EIRP Capabilities for Earth Station Antenna

The following charts represent the estimated and simplified G/T and EIRP capabilities for a selected range of antennas available in the Kratos product line.

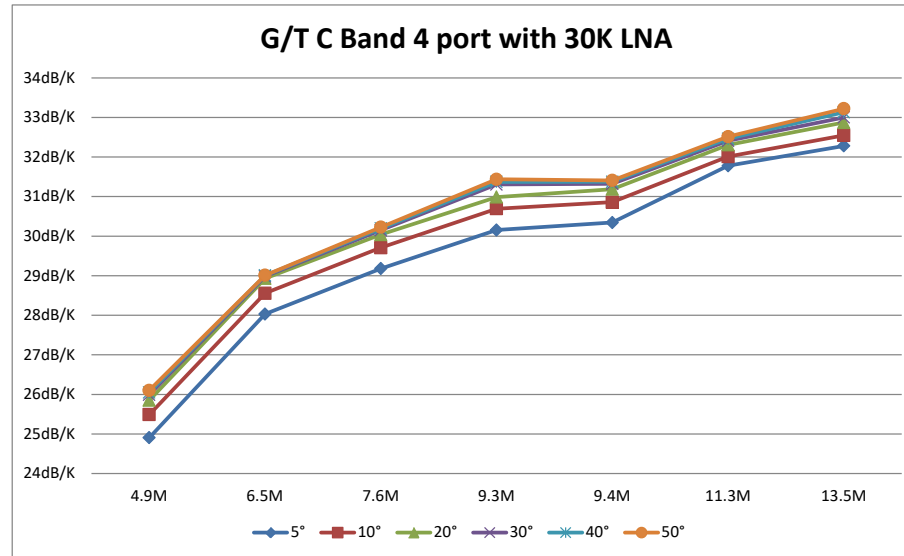
The represented data may vary depending on the selected amplifier or LNA configuration and manufacturer.

Final system design will provide more accurate values as it will include additional losses between the HPA or LNA and the feed as well as LNA noise post contribution for the G/T analysis.

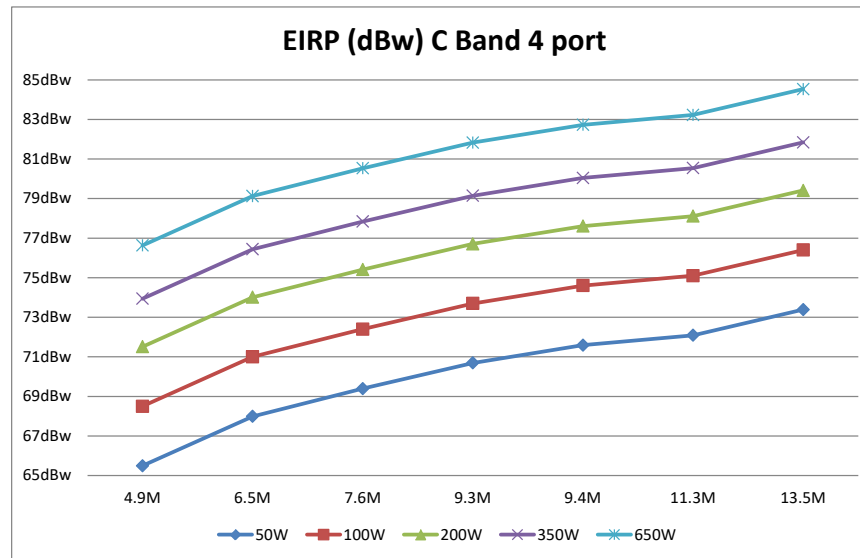
For more information please contact Kratos.



C BAND CONFIGURATIONS

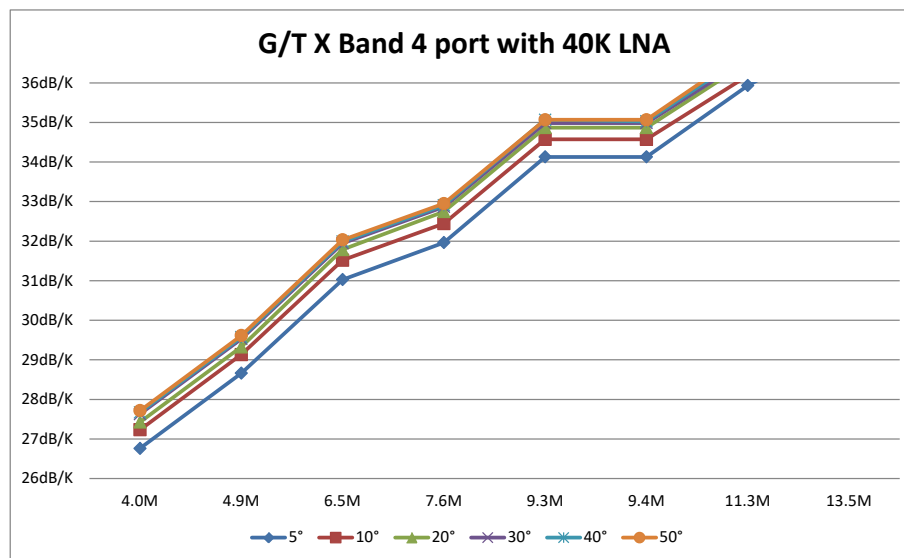


- Antenna noise at Midband, 20°C, Clear sky conditions, <7.5 g/m3 water vapor, +/-5K
- G/T shown for mid-band and is typical for single thread 30K LNA connected directly to the feed flange and does not include post LNA contributions
- Results may vary depending on system configuration

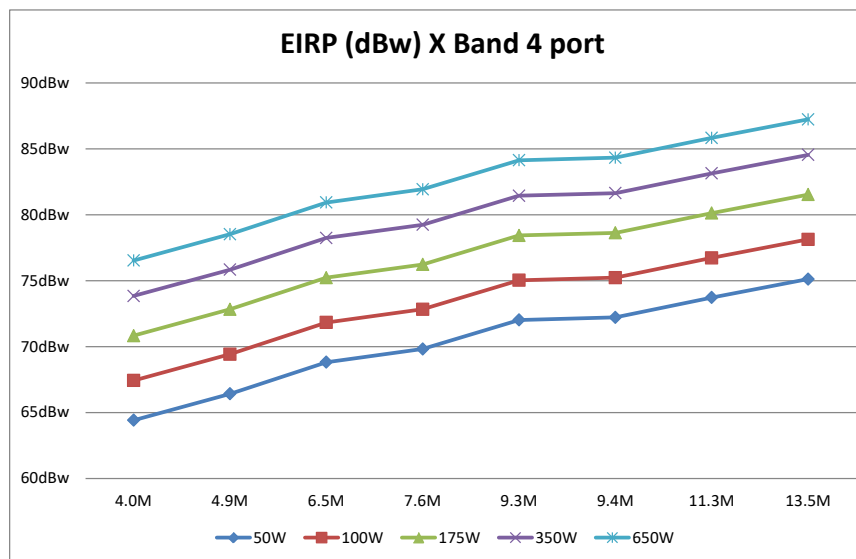


- HPA power (PSAT) @ combiner flange
- Does not include waveguide losses to the feed
- Results may vary depending on system configuration

X BAND CONFIGURATIONS

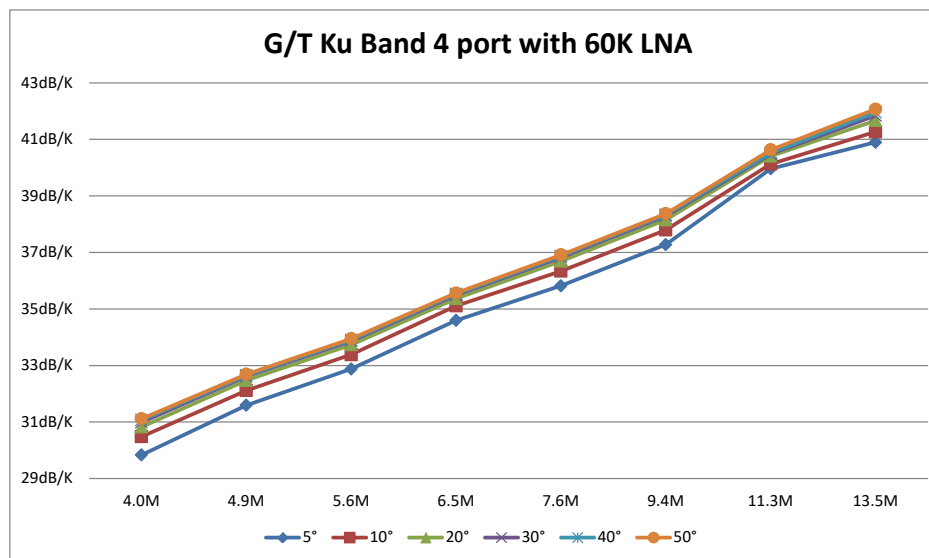


- Antenna noise at Midband, 20°C, Clear sky conditions, <7.5 g/m3 water vapor, +/-5K
- G/T shown for mid-band and is typical for single thread 40K LNA connected directly to the feed flange and does not include post LNA contributions
- Results may vary depending on system configuration

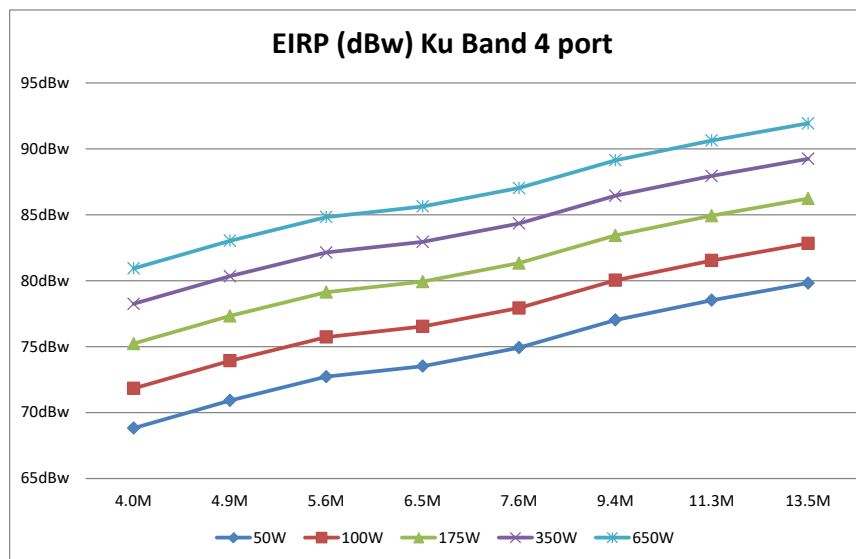


- HPA power (PSAT) @ combiner flange
- Does not include waveguide losses to the feed
- Results may vary depending on system configuration

KU BAND CONFIGURATIONS

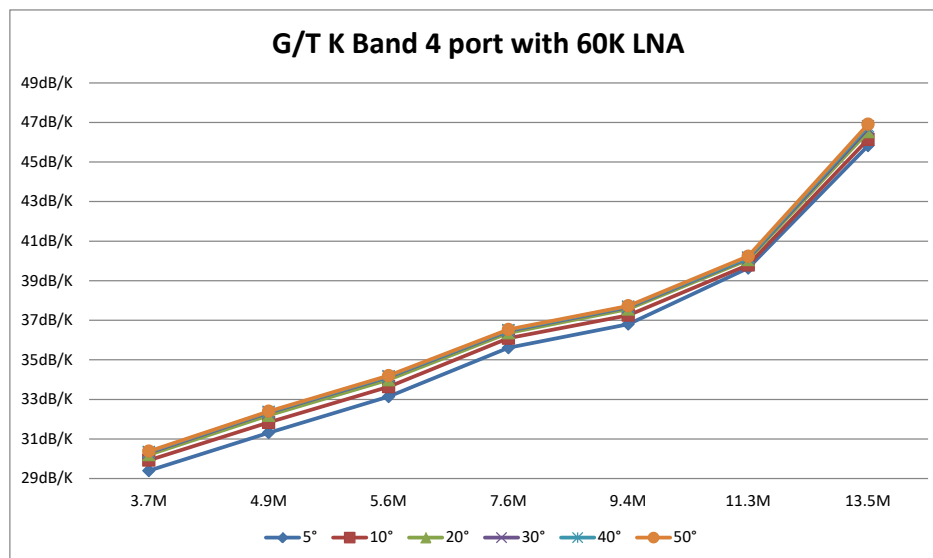


- Antenna noise at Midband, 20°C, Clear sky conditions, <7.5 g/m3 water vapor, +/-5K
- G/T shown for mid-band and is typical for single thread 60K LNA connected directly to the feed flange and does not include post LNA contributions
- Results may vary depending on system configuration

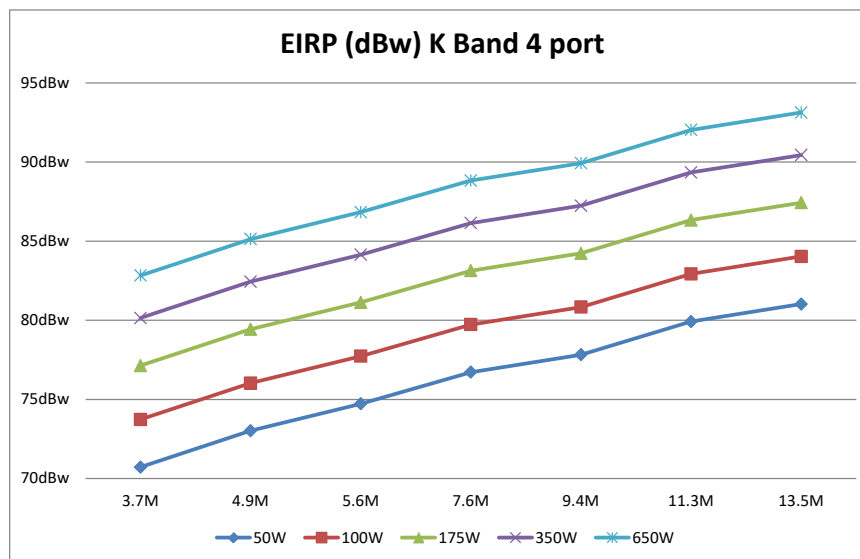


- HPA power (PSAT) @ combiner flange
- Does not includes waveguide losses to the feed
- Results may vary depending on system configuration

K BAND CONFIGURATIONS

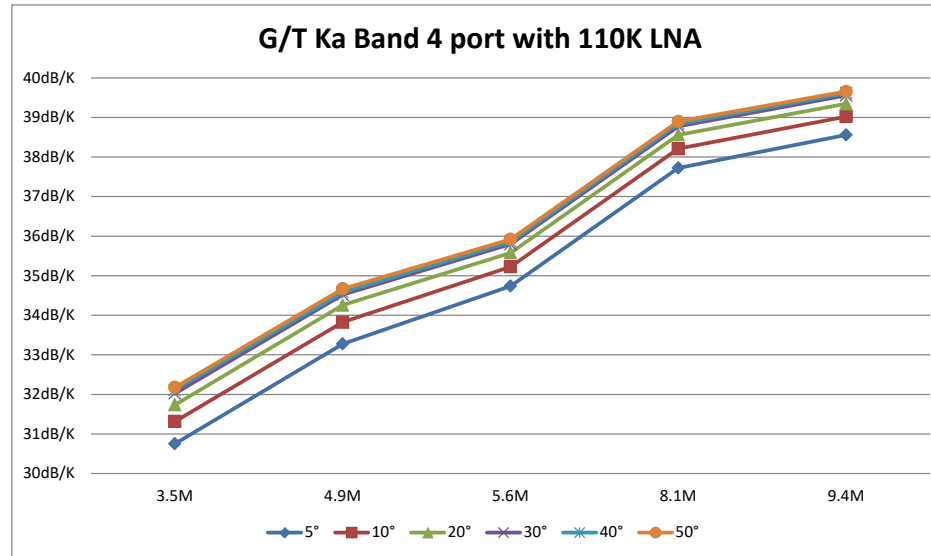


- Antenna noise at Midband, 20°C, Clear sky conditions, <7.5 g/m3 water vapor, +/-5K
- G/T shown for mid-band and is typical for single thread 60K LNA connected directly to the feed flange and does not include post LNA contributions
- Results may vary depending on system configuration

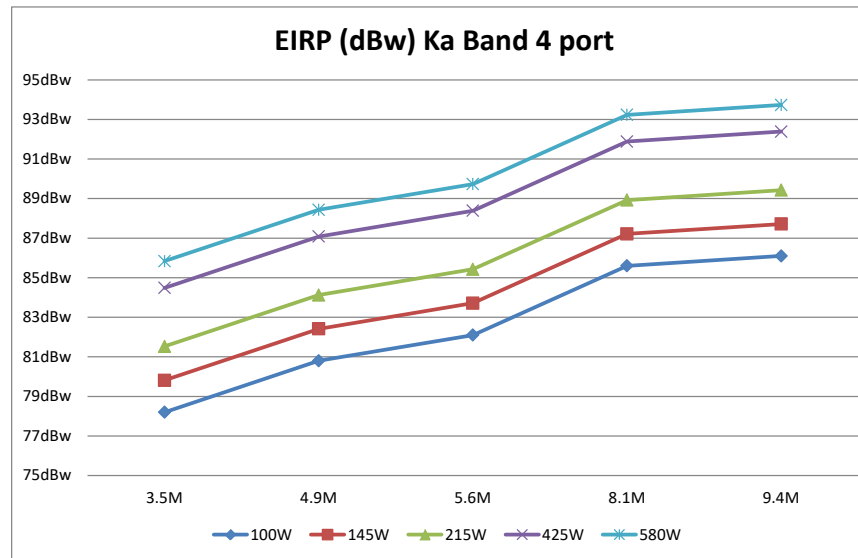


- HPA power (PSAT) @ combiner flange
- Does not include waveguide losses to the feed
- Results may vary depending on system configuration

KA BAND CONFIGURATIONS



- Antenna noise at Midband, 20°C, Clear sky conditions, <7.5 g/m3 water vapor, +/-5K
- G/T shown for mid-band and is typical for single thread 110K LNA connected directly to the feed flange and does not include post LNA contributions
- Results may vary depending on system configuration



- HPA power (PSAT) @ combiner flange
- Does not include waveguide losses to the feed
- Results may vary depending on system configuration



1120 Jupiter Road, Suite 102
Plano Texas 75074
USA

t: +1-214-291-7654
f: +1-214-291-7655
e: Space@KratosDefense.com

for information visit: www.KratosDefense.com

© 2020 Kratos Defense & Security Solutions, Inc.