

8.1 Meter Extended Azimuth ESA

Like all Kratos earth station antennas, the 8.1 meter Earth Station Antenna provides high gain and exceptional pattern characteristics.

This antenna system is designed to address the stringent requirements of both the television broadcast industry and telecommunications network operators who demand unsurpassed flexibility and electrical performance in high-quality, cost-effective, and reliable packages.

The 8.1m antenna is offered with an extended AZ motorizable mount allowing 200° travel coverage. This antenna can be provided with the NGC motorization and/or the Kratos Sub-reflector tracking system SRT for Ka band application. The combination of the NGC and the SRT tracking system can allow the tracking on up to 6 axis.

The electrical performance and exceptional versatility provides the ability to configure the antenna with your choice of combining network. That versatility is provided at the time of initial purchase, as well as in the future, as your satellite communication requirements evolve.

This antenna system is used worldwide in broadcast applications and high density data, voice and communications networks. The Kratos 8.1 meter earth station antenna features a dual reflector Gregorian optics system and close-tolerance manufacturing techniques.

This combination provides extremely accurate surface contour resulting in exceptionally high gain and closely controlled pattern characteristics. Kratos earth station antennas provide maximum durability with minimal maintenance.



Features

- Rugged aluminum and steel construction
- Superior Pointing Accuracy
- Advanced Gregorian optics
- 3 Year Warranty on all Structural Components
- Monopulse Tracking Capabilities for Ka-Band
- >200° Continuous Azimuth Travel Range
- Deep Equipment Enclosure
- Low PIM Capabilities

Compliance

ITU-R S.580-6, 465-6, 732-1	X, Ku, K, Ka Band
US FCC 25.209	X, Ku, K, Ka Band

8.1 Meter Extended Azimuth ESA

Design Standards

Reflector	Aluminum painted with highly diffusive white paint
Ground Mount	Hot-dipped galvanized steel, per ASTM-A123 for structural steel.
Hardware	Sizes \leq 3/8 in (9.5mm), stainless steel, passivated per MIL-F-14072-E300 Sizes \geq 3/8 in (9.5mm), hot-dipped galvanized stainless steel, passivated per ASTM-A123

Environmental Performances

Operating Temperature	-40° to 52°C (-40° to 125°F)
Seismic (Earthquake)	1 G Vertical and Horizontal acceleration. Equivalent to a Richter Magnitude 8.3, and Grade 11 on the modified Mercalli Scale
Operational Winds	45 mph (72 km/h) Gusts to 65 mph (105 km/h)
Survival Winds	125 mph (200 km/h) in any position of operation
Rain	4 in (102 mm) per hour
Solar Radiation	360 BTU/hr/ft ² (1135 Watts/m ²)
Relative Humidity	100%
Shock and Vibration	As encountered by commercial Air, Rail and Truck shipment.
Atmospheric Conditions	As encountered by Moderately Corrosive Coastal and Industrial Areas.

Mechanical Performances

The 8.1m Antenna mechanical general specifications and performances are listed in below table. Additional information, dimensions and layout may be provided by Kratos on a case-by-case basis.

Optics Type	Dual Reflector Gregorian
Reflector Material	Precision-Formed Aluminum
Reflector Segments	20
Mount Type	EI over Az, Pedestal Mount

Antenna Pointing Range, Coarse/(Continuous)

Elevation:	0-90° (90°) (NOMINAL)
Azimuth:	200° (200°) (NOMINAL)
Polarization	180° (180°)

Hub/Enclosure Dimensions

Diameter	2.14 m (84 in)
Depth	1.17 m (45 in)

Shipping Information

Packing Options

Standard Commercial Domestic Pack	Included
Ocean Export Pack - For non-containerized, packed for seal against salt water spray	OCEANSHP-LG
Air Export Pack - For freighter aircraft shipments. Lower deck AirPack requires specialized bids	AIR EXPORT PACK-LG
Container Packaging	CNTPCK-LG

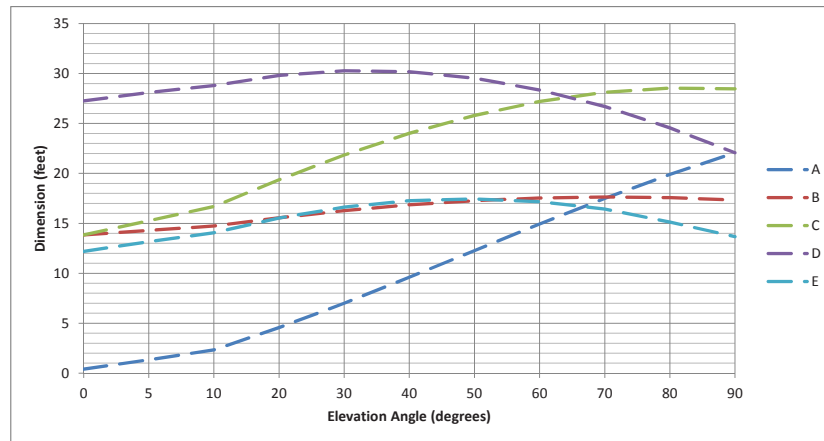
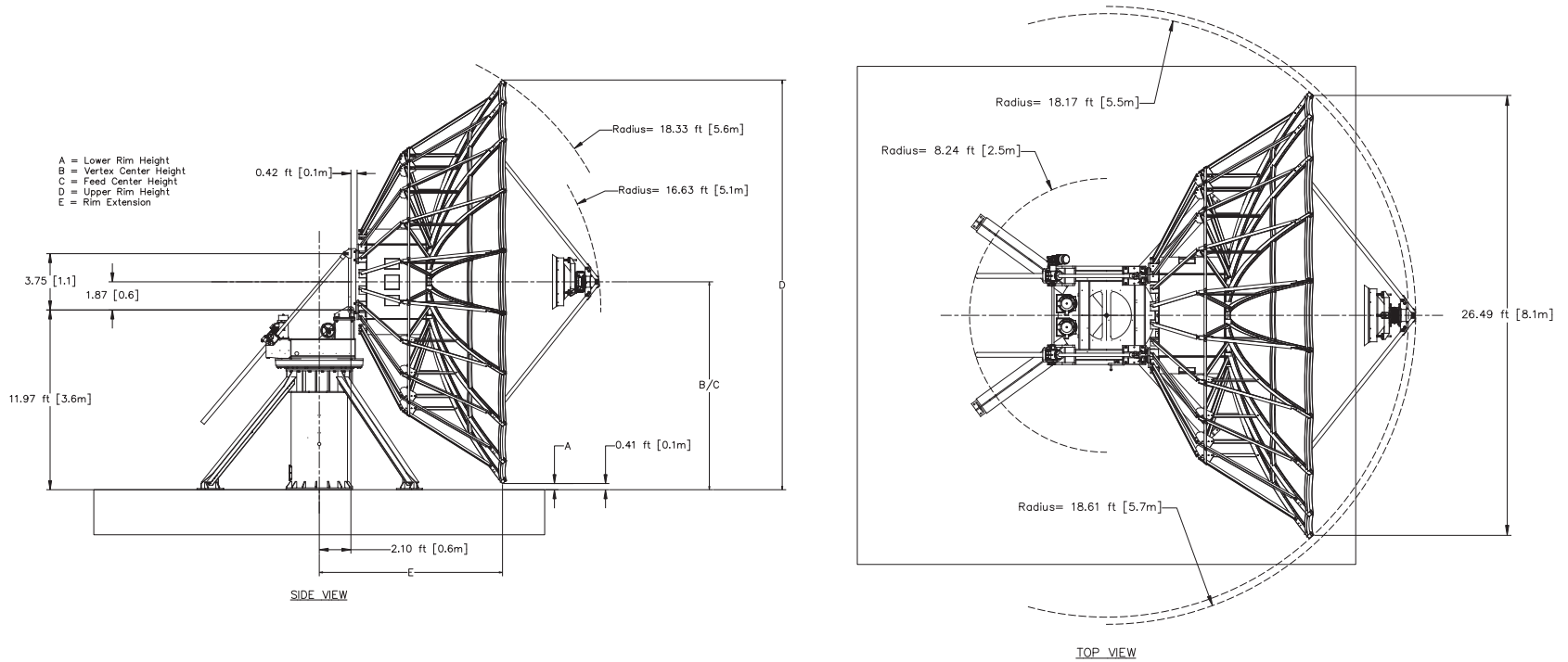
Required Shipping Container

Standard 20 ft land/sea container	Quantity 1
Standard 40 ft land/sea container	Quantity 1

Shipping container information is given for basic configuration and may vary depending on the selected options, please contact Kratos for specific container loading plan.

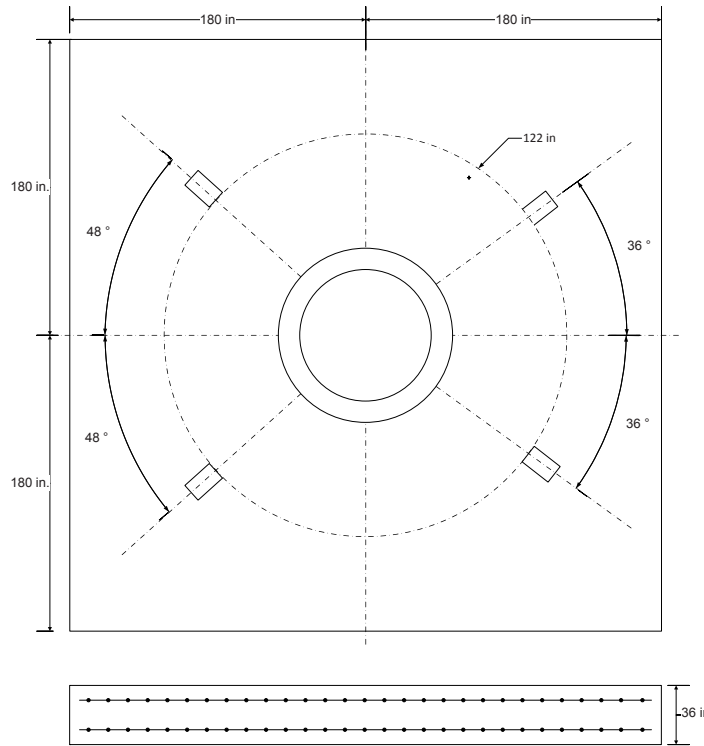
8.1 Meter Extended Azimuth ESA

Dimensional Drawings

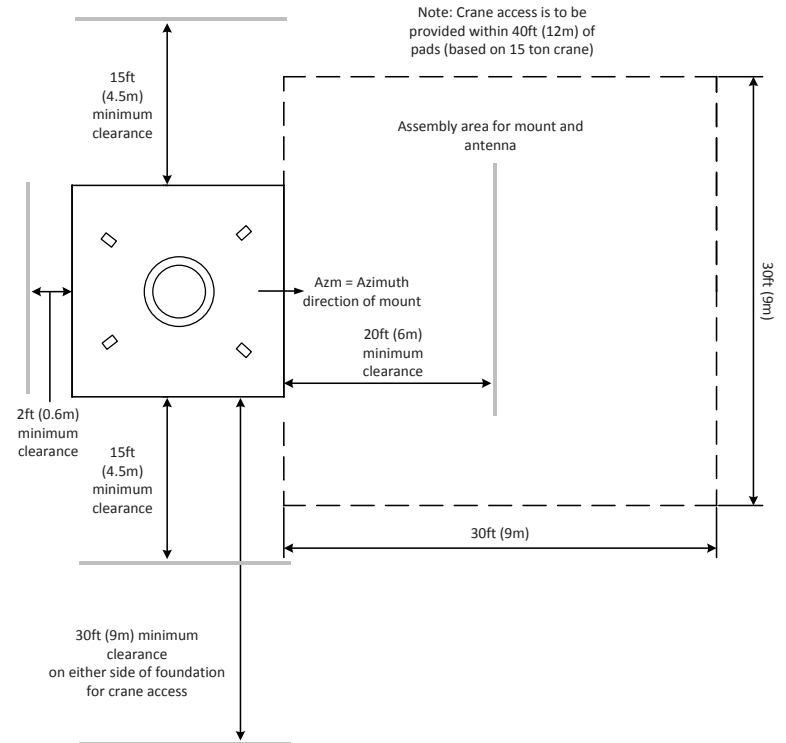


8.1 Meter Extended Azimuth ESA

Typical Foundation Design



Typical Foundation Information



Foundation information are provided in bulletin 7579312, please contact Kratos.

Soil Bearing Capacity,	2000 lb/ft ² (9770 kg/m ²)
Reinforcing Steel,	4.7 tons (4300 kg)
Concrete Compressive Strength,	3000 psi (211 kg/cm ²)
Foundation Size:	(for specific standard soil and typical design)
Length	30 ft (9.14 m)
Width	30 ft (9.14 m)
Depth	3 ft (0.91 m)
Concrete Volume	144 yd ³ (100 m ³)
NOTE: Other typical foundation designs are available. Soil borings and foundation analysis should be performed by a qualified civil engineer.	

8.1 Meter Extended Azimuth ESA

Motor Drive Speed Summary

	Variable	
Azimuth	0.05°/s	0.2°/s
Elevation	0.05°/s	0.2°/s
Polarization	1°/s	

Maximum achievable speed, may vary depending on antenna configuration, please contact Kratos

Motorization

One Dual Drive motorization system is available for this antenna: the NGC tracking system that can support Monopulse, Steptrack, Smartrack and Ephemeris orbital tracking application.

The NGC-IDU controller can also operate the Sub-Reflector tracking system SRT-3-81, 3 axis Control Sub-Reflector Carriage, required for Ka application.

Motor Kit

Azimuth/Elevation Motor Kit	NGC-MK81DD
-----------------------------	------------

SRT Kit

3 axis Control Sub-Reflector Carriage	SRT-3-81
---------------------------------------	----------

Polarization Drive Kit (DC Step Motors)

Standard Temperature (> -20°C)	NGC-PK9DRA
Low Temperature operation (< -20°C)	NGC-PK9DRA-LO

Outdoor Unit Controller (Tracking)

Power 200 - 230 VAC, 3 Phase 50/60 Hz	NGC-ODU-208-81DD
Power 380 - 460 VAC, 3 Phase 50/60 Hz	NGC-ODU-380-81DD

Antenna controller, motorization and options are detailed in specific bulletins, please contact Kratos.

Antenna Configuration

Earth Station Antennas

Motorizable Mount with Dual Azimuth Drive and Elevation Jackscrews.	ES81MPEXKA-1
---	--------------

Motorization and NGC Options

Indoor	
NGC2-IDU	NGC Rack Mounted Antenna Controller W/LCD Touch Panel, 4 RU Unit
NGC2-IDU-1	NGC Rack Mounted Antenna Controller, 1 RU Unit
NGC2-IDU-2	NGC Rack Mounted Antenna Controller, 2 RU Unit
NGC2-002-06	NGC2-IDU Spectrum Analyzer Card - Analog; 1 X 6 Multi-Input Switch
NGC2-002-EDR	NGC2-IDU Spectrum Analyzer Card - Analog; Enhanced Dynamic Range
NGC2-002-EDR-06	NGC2-IDU Spectrum Analyzer Card - Analog; 1 X 6 Multi-Input Switch; Enhanced Dynamic Range
NGC2-004-03	NGC2 IDU, L-Band Internal Beacon Receiver
NGC2-006	NGC2-IDU Emergency Stop Button
NGC2-007	NGC2-IDU 10 MHz Reference GPS Based Source
NGC2-008	NGC2-IDU Power Supply
NGC2-009	NGC2-IDU Rack Slides
NGC2-100	NGC2-IDU HEO Tracking Software
NGC2-101	NGC2-IDU Step Tracking Software
NGC2-102	NGC2-IDU Smartrack Software
NGC2-103	NGC2-IDU Predictive Tracking Software
NGC2-104	NGC2-IDU Full Tracking Capability Software
NGC2-106	NGC2-IDU Remote Access Software Package
NGC2-107	NGC2-IDU Enhanced Spectrum Analyzer Function Software
NGC2-108	NGC2 Receive Pattern Testing Tool
NGC2-109	Redundancy/Switching Control Software
NGC2-111	Sand/Dust Deviator Feature
NGC2-112	Carrier Monitoring
NGC2-116	Monopulse Tracking Software
NGC2-119	NGC2 Redundancy Control Software
Outdoor	
NGC-201-DD	NGC ODU Low Temperature Kit (-40 C)
NGC-202-DD	NGC ODU High Temperature Kit (+60 C)
NGC-205	NGC ODU AC Polarization Drive Interface
NGC-206	NGC Exterior Emergency Stop Button
NGC-207	Pre Movement Alert Warning Light and Annunciator
NGC-211	Dual Path NGC Redundancy
NGC-AESC	Environmental System Controller
NGC-HTR-81KA-xxx	Kit, Heater Controller, De-Ice, Reflector, 8.1M

8.1 Meter Extended Azimuth ESA

Feed Matrix

X/KA- BAND FEED SYSTEMS	PORT	CP	LOW PIM	RX 7.25 - 7.75 GHz	TX 7.9 - 8.4 GHz	RX 20.2 - 21.2 GHz	TX 30.0 - 31.0 GHz
8CPXKA-81-1	8	X		X	X	X	X
6CPXKA-81-1-LP	6	X	X	X	X	X	X
8CPXKA-81-1-LP	8	X	X	X	X	X	X

Ka- BAND FEED SYSTEMS	PORT	CP	LP	RX 17.7 - 21.2 GHz	TX 27.5 - 31.0 GHz	RX 21.4 - 22.0 GHz	RX 27.0 - 30.05 GHz
4CPWWKA-81-206	4	X		X	X		
4LPWWKA-81	4		X	X	X		
4LPEUTKA-8	4		X			X	X

For Monopulse application, please contact Kratos.

RF Feed Specifications are detailed in specific bulletins, please contact Kratos.

8.1 Meter Extended Azimuth ESA

Antenna Options and Spares

Anchor Bolt and Template Kits Options	
7579648	Anchor Bolt Kit 8.1M Ka-Band Extended Azimuth Earth Station Antenna.
7579848	Anchor Bolt Template Kit 8.1M Ka-Band Extended Azimuth Earth Station Antenna.

Azimuth and Elevation Cross Axis Waveguide Options

Please contact Kratos for specific application.

Heating Options	
FH81KA	Feed Heater and Anti Dew Kit, 8.1M Ka-Band ESA
WEC-81KA-PO	Plenum Enclosure System for 8.1m Ka band
NGC-HTR-81KA-208	Electric Hot Air De-Ice System, 208 VAC, 3 Phase for 8.1m Ka band
NGC-HTR-81KA-380	Electric Hot Air De-Ice System, 380 VAC, 3 Phase for 8.1m Ka band
NGC-CIR-81KA	Electric Circulator for 8.1m Ka band

Environment Systems Options	
PDKA-81-208	Precipitation Deviator, 208/230 VAC.
PDKA-81-380	Precipitation Deviator, 380/415 VAC.

Hub Equipment Options	
EMRGYLT-115	Emergency Hub Light Kit, 115 VAC
EMRGYLT-220	Emergency Hub Light Kit, 220 VAC
FV8HV0-115	Fan/Vent Kit, 2 Fans, Not Louvered, 115 VAC
FV8HV0-230	Fan/Vent Kit, 2 Fans, Not Louvered, 230 VAC
FV8HV2-115	Fan Vent Kit, 2 Louvers. 115 VAC
FV8HV2-230	Fan Vent Kit, 2 Louvers. 230 VAC
FV8HV4-115	Fan Vent Kit, 4 Louvers. 115 VAC
FV8HV4-230	Fan Vent Kit, 4 Louvers. 230 VAC
HUBHTR-230	Antenna Hub Heater, 230 VAC
HUBLCNTR-115/240	Hub Power Center, 115/240 VAC
HUBLCNTR-230	Hub Power Center, 230 VAC
HUBLT-LED	Hub Light Kit, 115/240 VAC
AC-11-HUB-208-1	2-Ton Hub Airconditioning System; Dual
AC-11-HUB-380-1	2-Ton Hub Airconditioning System; Dual
AC-4-11-HUB-208-1	4-Ton Hub Airconditioning System; Dual
AC-4-11-HUB-380-1	4-Ton Hub Airconditioning System; Dual
7588963	Sealed Hub System

Safety Options	
ANTGND-9	Foundation Installed Grounding Kit
LRK9	Lightning Rod Kit
MANPL81-EXTAZ	Maintenance Platform and Ladder Kit for 8.1m Extended Azimuth Mount
OBWRNLT-UNV	Obstruction Warning Light Kit
LFK-8	Lift Kit

Other Options	
223711-2	Theodolite Alignment Kit
223711-UP8194	Upgrade Kit for 223711 Theodolite Alignment Kit. Must currently have a 223711 Kit.
209906-2	Lubrication and Maintenance Kit
7580873	Kit Handwheel, 12" OD, Alum, Med Ext Az
FTST	Feed System Testing
TK-MAN-LG	Tool Kit, Large Manual Antennas
TK-MOT-LG	Tool Kit, Large Motorized Antennas



KRATOS[®]
READY FOR WHAT'S NEXT™



Kratos Antenna Solutions
3801 E. Plano Parkway, Suite 200
Plano Texas 75074
USA
Phone: +1-214-291-7654
Fax: +1-214-291-7655
Email: Space@KratosDefense.com

for information visit: www.KratosDefense.com

© 2023 Kratos Defense & Security Solutions, Inc.